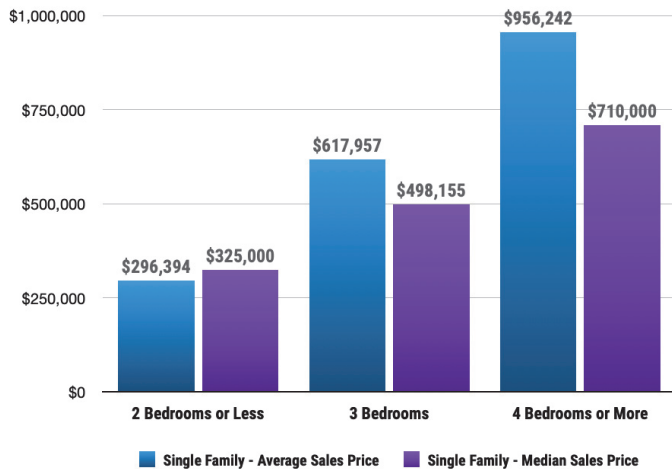
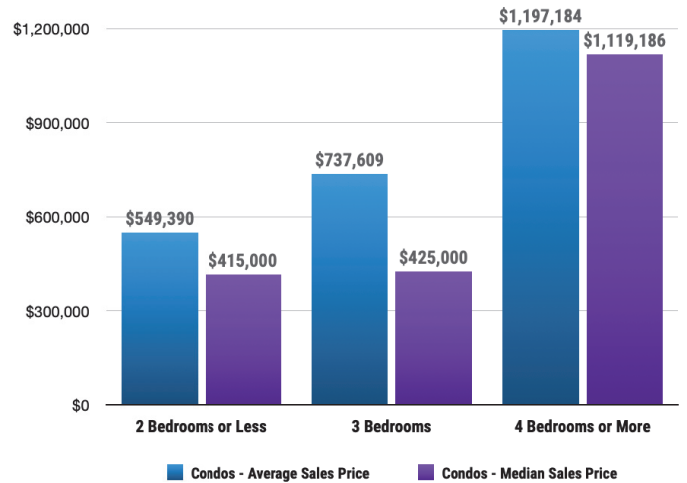




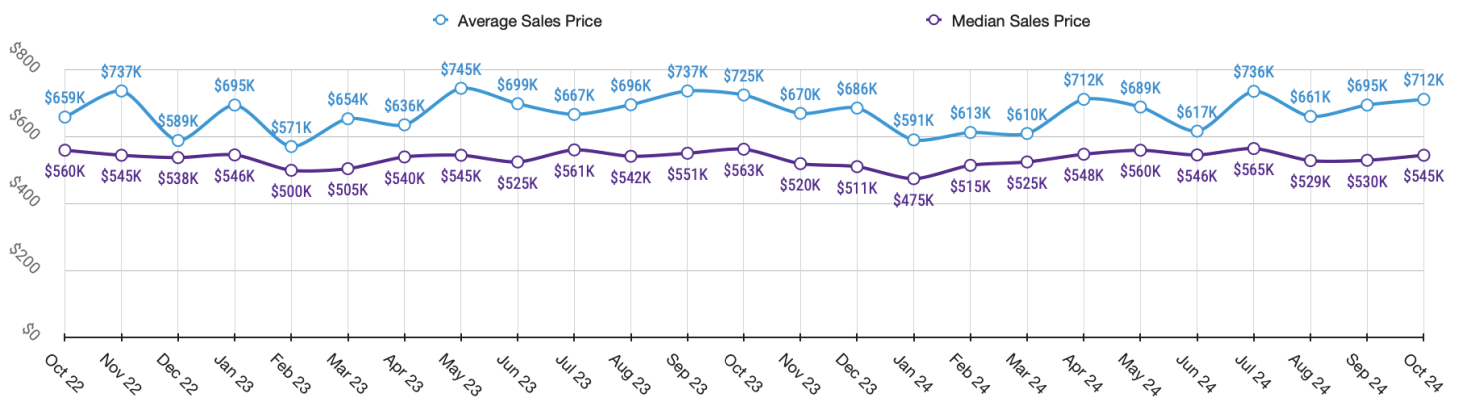
## Sales Data • Single Family Unit Sales



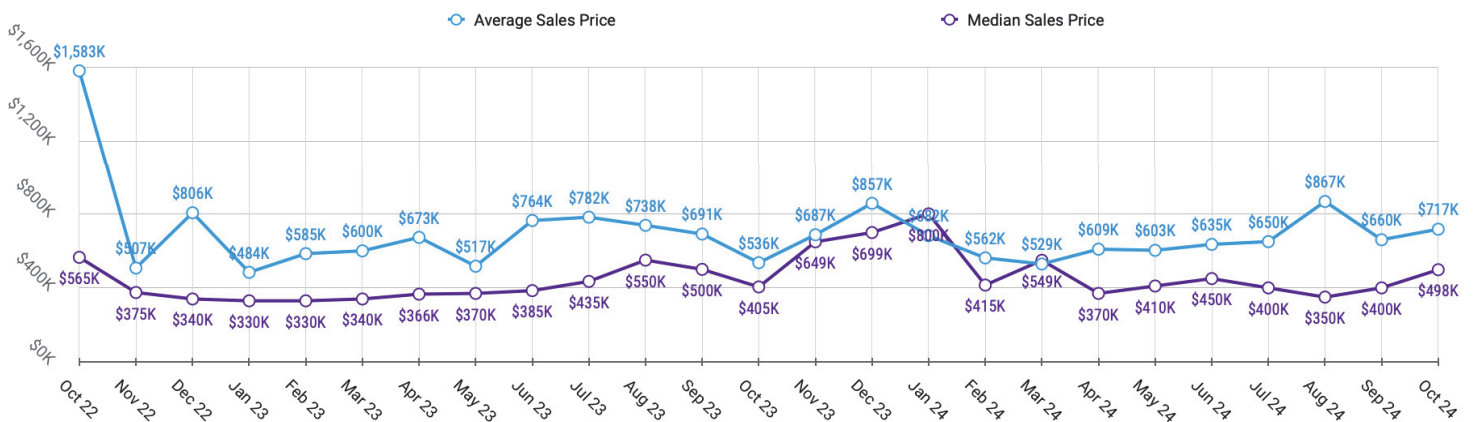
## Sales Data • Condo Unit Sales



## Historical Sales Data • Single Family Unit Sales



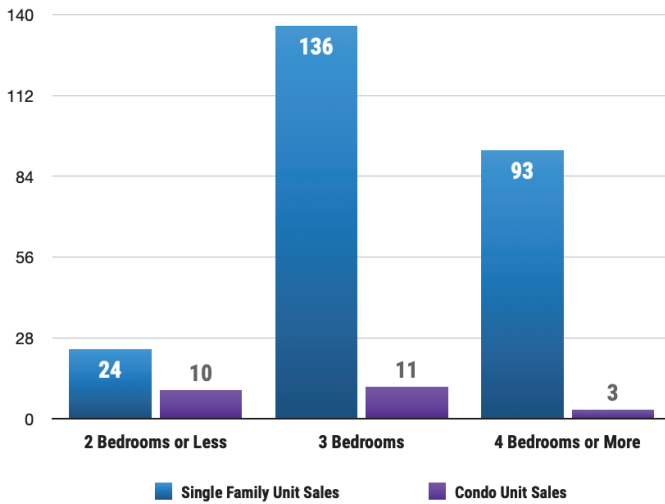
## Historical Sales Data • Condo Unit Sales



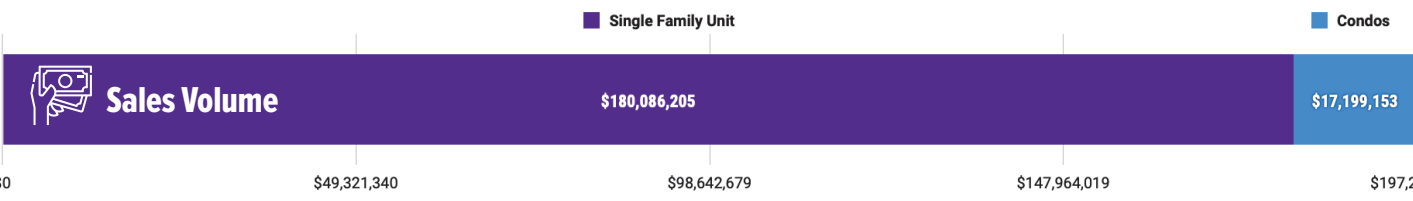
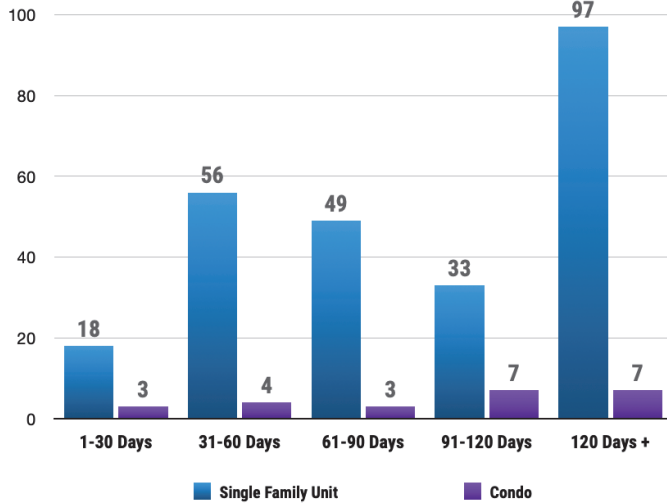
Pioneer Title Company offers no guarantees, expressed or implied, with regard to this data.

This market snapshot and/or the underlying data should not be used as a substitute for legal, real estate, or other professional advice.

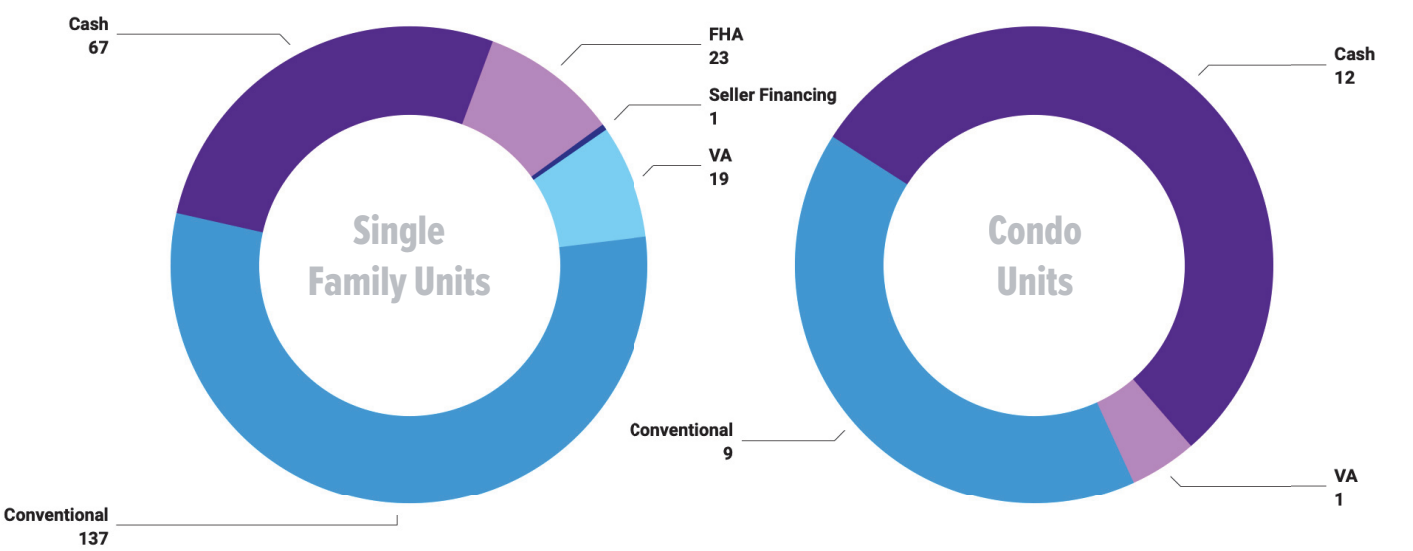
**Unit Sales by Volume**



**Unit Sales by Time on Market**



**Unit Sales by Top Five Financing Types**



Pioneer Title Company offers no guarantees, expressed or implied, with regard to this data. This market snapshot and/or the underlying data should not be used as a substitute for legal, real estate, or other professional advice.

Price Class	Single Family Unit Sales Number of Bedrooms				Condominium Unit Sales Number of Bedrooms				Active Listings		Sales Pending	
	2 or less	3	4 or more	Total	2 or less	3	4 or more	Total	Single Family	Condos	Single Family	Condos
\$0-\$99,999.99	4			4				0	23		5	
\$100,000-\$149,999.99	2	2		4				0	15		4	
\$150,000-\$199,999.99	1	3		4				0	15		1	
\$200,000-\$249,999.99		1		1	1			1	5		3	1
\$250,000-\$299,999.99	3	1		4				0	9	6	3	4
\$300,000-\$349,999.99	3			3	3	2		5	14	7	7	
\$350,000-\$399,999.99	6	11	1	18		2		2	35	11	22	7
\$400,000-\$449,999.99	2	24	5	31	1	2		3	45	10	85	1
\$450,000-\$499,999.99		26	15	41		1		1	56	5	60	
\$500,000-\$549,999.99	3	13	2	18				0	50	8	41	
\$550,000-\$599,999.99		13	17	30				0	70	6	54	1
\$600,000-\$649,999.99		10	4	14	1			1	44	1	28	
\$650,000-\$699,999.99		5	1	6	1	1		2	53	3	37	
\$700,000-\$749,999.99		3	5	8				0	34	6	14	
\$750,000-\$799,999.99		1	9	10	1			1	49	7	18	2
\$800,000-\$849,999.99		1	3	4	1			1	29	2	13	2
\$850,000-\$899,999.99		7	2	9				0	39	10	12	
\$900,000-\$949,999.99		3	2	5				0	20	7	9	
\$950,000-\$999,999.99		1	1	2	1			1	31	1	8	
\$1,000,000-\$1,099,999.99		1	3	4				0	19	1	4	
\$1,100,000-\$1,199,999.99		3	2	5		1	2	3	29	2	14	2
\$1,200,000-\$1,299,999.99		1	5	6				0	27	2	18	
\$1,300,000-\$1,399,999.99		2	2	4			1	1	20	4	7	1
\$1,400,000-\$1,499,999.99			1	1				0	18	1	4	
\$1,500,000-\$1,599,999.99		1	2	3				0	17	1	2	3
\$1,600,000-\$1,699,999.99			2	2				0	10	1	3	6
\$1,700,000-\$1,799,999.99			1	1		1		1	10	4	4	2
\$1,800,000-\$1,899,999.99			1	1		1		1	9	1	3	1
\$1,900,000-\$1,999,999.99			2	2				0	24	4	4	
\$2,000,000-\$2,249,999.99		1	1	2				0	13	1	1	8
\$2,250,000-\$2,499,999.99				0				0	11	7	4	11
\$2,500,000-\$2,749,999.99				0				0	16			3
\$2,750,000-\$2,999,999.99		1	1	2				0	10	2		
\$3,000,000-\$3,249,999.99			1	1				0	2			
\$3,250,000-\$3,499,999.99				0				0	7	1	1	
\$3,500,000-\$3,749,999.99			1	1				0	4			
\$3,750,000-\$3,999,999.99		1		1				0	8	1		2
\$4,000,000-\$4,249,999.99				0				0	1			
\$4,250,000-\$4,499,999.99				0				0	1			
\$4,500,000-\$4,749,999.99				0				0	3			
\$4,750,000-\$4,999,999.99				0				0	4	1		
\$5,000,000 and over			1	1				0	22	2	1	
***Totals***	24	136	93	253	10	11	3	24	921	126	494	57
***Average***	296,394	617,957	956,242	711,803	549,390	737,609	1,197,184	716,631	1,152,045	1,055,911	693,331	1,588,865
***Median***	325,000	498,155	710,000	544,640	415,000	425,000	1,119,186	498,000	748,000	749,000	728,560	295,000



Property Type	Volume	Median Sold Price	Unit Sales by Financing Type		Unit Sales by Time on Market			
			-Res-	-Cnd-	-Res-	-Cond-		
Residential	180,086,205	544,640						
Condo	17,199,153	498,000						
<b>All</b>	<b>197,285,358</b>	<b>544,640</b>						
			Conventional Loan	137	9	1-30 Days	18	3
			1031 Exchange	0	0	31-60 Days	56	4
			Adjustable Rate MTGE	0	0	61-90 Days	49	3
			Auction	0	0	91-120 Days	33	7
			Cash	67	12	More Than 120 Days	97	7
			Farm Home	0	0	<b>Total Sales</b>	<b>253</b>	<b>24</b>
			FHA	23	0			
			FHA 203(k)	0	0			
			HomePath	0	0			
			Idaho Housing Agency	2	0			
			Lease Option	0	0			
			Nehemiah	0	0			
			RD	0	0			
			Rehab Loan	0	0			
			Select One	0	0			
			Seller Financing	1	0			
			Small Business Admin	0	0			
			Trade	0	0			
			Unknown	4	2			
			Vets Adm	19	1			
			<b>Total Sales</b>	<b>253</b>	<b>24</b>			

