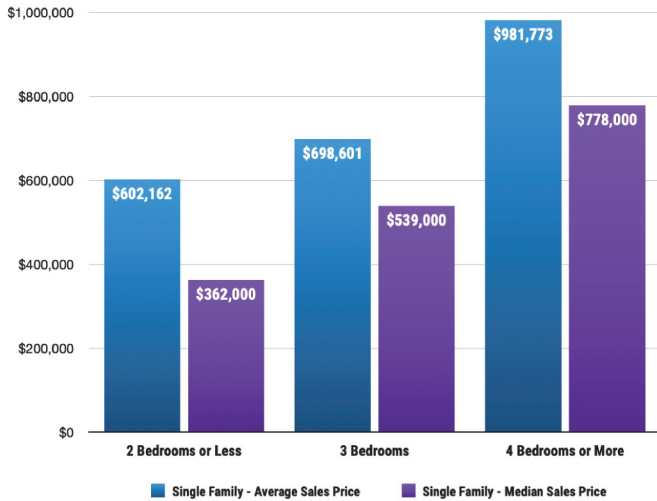
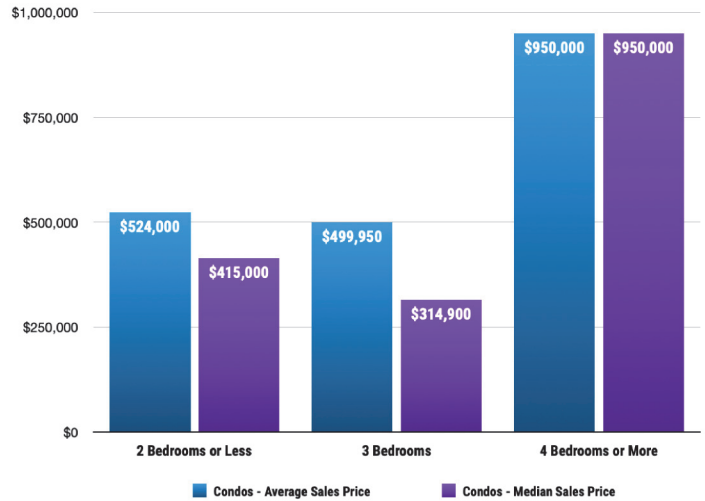




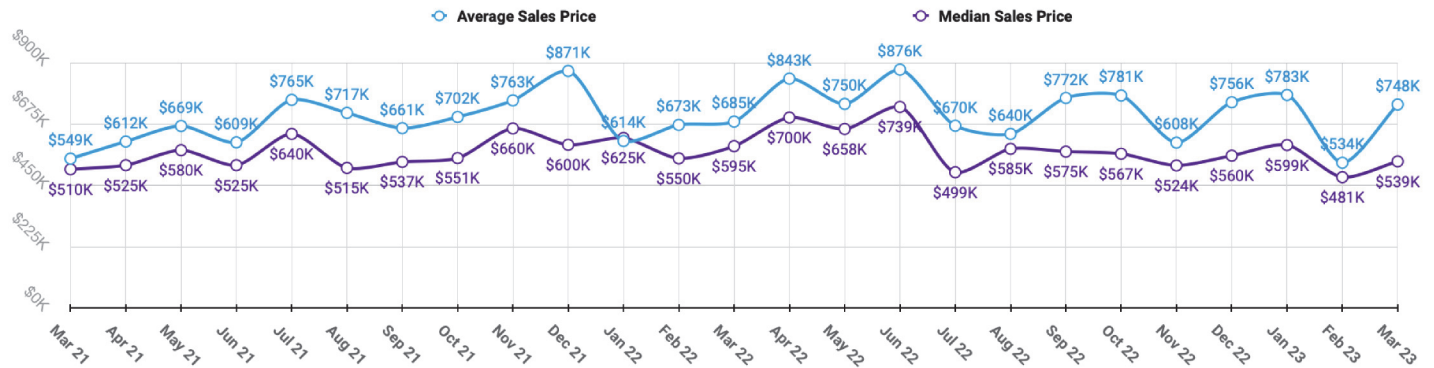
## Sales Data • Single Family Unit Sales



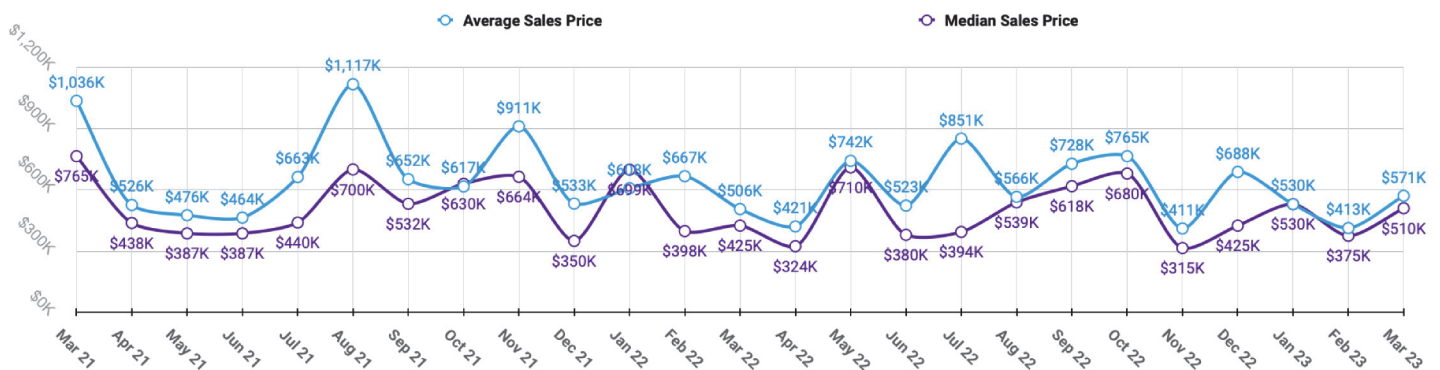
## Sales Data • Condo Unit Sales



## Historical Sales Data • Single Family Unit Sales

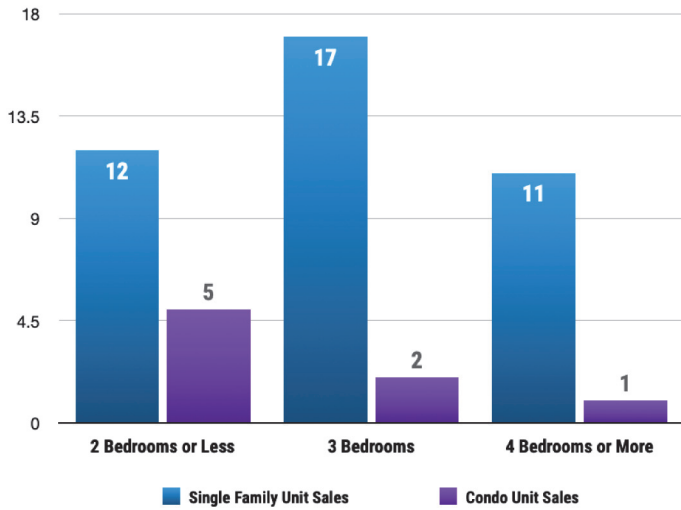


## Historical Sales Data • Condo Unit Sales

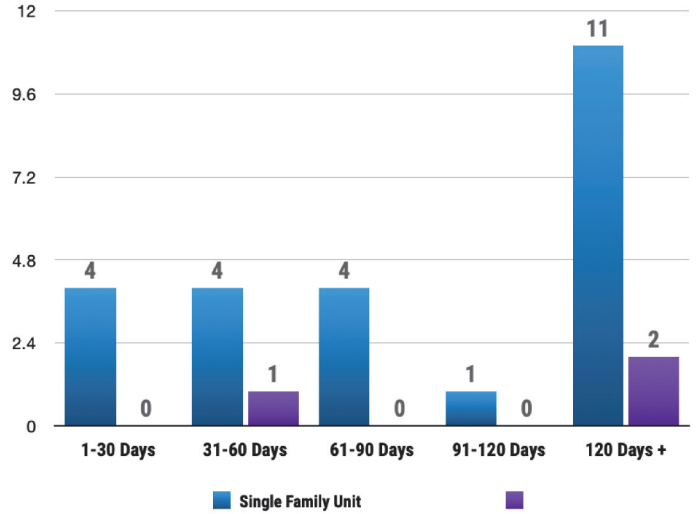


Information provided by the Coeur d'Alene Multiple Listing Service. Pioneer Title Company offers no guarantees, expressed or implied, with regard to this data. This market snapshot and/or the underlying data should not be used as a substitute for legal, real estate, or other professional advice.


**Unit Sales by Volume**



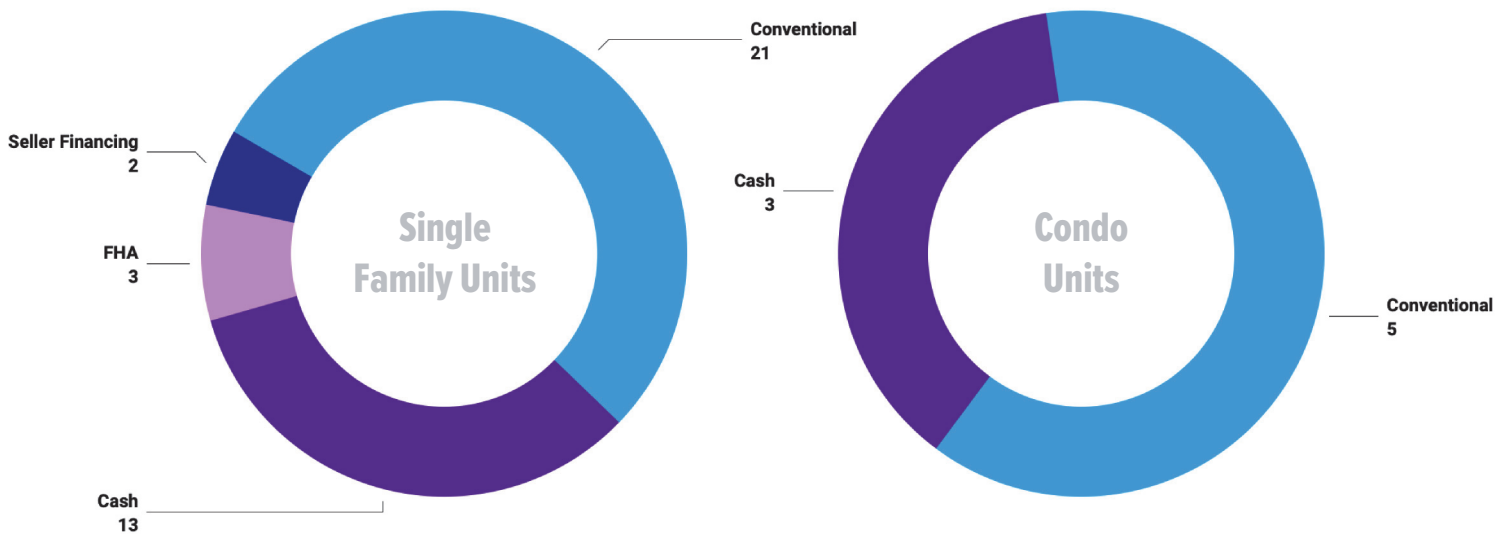
**Unit Sales by Time on Market**



**Sales Volume**



**Unit Sales by Top Five Financing Types**



Information provided by the Coeur d'Alene Multiple Listing Service. Pioneer Title Company offers no guarantees, expressed or implied, with regard to this data. This market snapshot and/or the underlying data should not be used as a substitute for legal, real estate, or other professional advice.

Price Class	Single Family Unit Sales Number of Bedrooms				Condominium Unit Sales Number of Bedrooms				Active Listings		Sales Pending	
	2 or less	3	4 or more	Total	2 or less	3	4 or more	Total	Single Family	Condos	Single Family	Condos
\$0-\$99,999.99				0				0	2	1		
\$100,000-\$149,999.99				0				0				
\$150,000-\$199,999.99				0				0	3		1	
\$200,000-\$249,999.99	2			2				0	1			
\$250,000-\$299,999.99				0				0	1	1	1	1
\$300,000-\$349,999.99	3	1	1	5	1	1		2	5	3	5	1
\$350,000-\$399,999.99	1	2		3				0	9	2	4	1
\$400,000-\$449,999.99			1	1	1			1	11		1	
\$450,000-\$499,999.99	3	3		6				0	18		8	
\$500,000-\$549,999.99	1	2		3	2			2	10	1	6	
\$550,000-\$599,999.99		1		1				0	13		4	
\$600,000-\$649,999.99		3	1	4				0	7	1	3	
\$650,000-\$699,999.99				0		1		1	15	2	4	
\$700,000-\$749,999.99			1	1				0	5		1	1
\$750,000-\$799,999.99		1	2	3				0	14			1
\$800,000-\$849,999.99				0				0	5		1	1
\$850,000-\$899,999.99			2	2	1			1	13		1	
\$900,000-\$949,999.99				0				0	5			
\$950,000-\$999,999.99			1	1			1	1	7		1	
\$1,000,000-\$1,099,999.99		1		1				0	1			
\$1,100,000-\$1,199,999.99		2		2				0	7	1	2	
\$1,200,000-\$1,299,999.99				0				0	6	1		1
\$1,300,000-\$1,399,999.99	1			1				0	1	4		
\$1,400,000-\$1,499,999.99				0				0	3	1	1	
\$1,500,000-\$1,599,999.99				0				0	3	3	1	
\$1,600,000-\$1,699,999.99				0				0	2	2	1	
\$1,700,000-\$1,799,999.99				0				0	3	4		
\$1,800,000-\$1,899,999.99		1		1				0	2	1	1	1
\$1,900,000-\$1,999,999.99			1	1				0	10	2		
\$2,000,000-\$2,249,999.99	1			1				0	2		1	
\$2,250,000-\$2,499,999.99				0				0	4	5		4
\$2,500,000-\$2,749,999.99			1	1				0	4			
\$2,750,000-\$2,999,999.99				0				0	4			
\$3,000,000-\$3,249,999.99				0				0	2			
\$3,250,000-\$3,499,999.99				0				0	1		1	
\$3,500,000-\$3,749,999.99				0				0	1	1		
\$3,750,000-\$3,999,999.99				0				0	2			
\$4,000,000-\$4,249,999.99				0				0				
\$4,250,000-\$4,499,999.99				0				0		1		
\$4,500,000-\$4,749,999.99				0				0	3			
\$4,750,000-\$4,999,999.99				0				0				
\$5,000,000 and over				0				0	3	1		
***Totals***	12	17	11	40	5	2	1	8	208	38	49	12
***Average***	602,162	698,601	981,773	747,542	524,000	499,950	950,000	571,238	1,172,669	1,618,153	732,119	1,376,158
***Median***	362,000	539,000	778,000	539,000	415,000	314,900	950,000	510,000	750,000	1,595,000	549,000	1,295,000



Property Type Volume		Median Sold Price	Unit Sales by Financing Type			Unit Sales by Time on Market		
				-Res-	-Cnd-		-Res-	-Cond-
Residential	29,901,675	539,000						
Condo	4,569,900	510,000	Conventional Loan	21	5	1-30 Days	4	
<b>All</b>	<b>34,471,575</b>	<b>538,500</b>	1031 Exchange	0	0	31-60 Days	12	2
			Adjustable Rate MTGE	0	0	61-90 Days	7	3
			Auction	0	0	91-120 Days	4	
			Cash	13	3	More Than 120 Days	13	3
			Farm Home	0	0	<b>Total Sales</b>	<b>40</b>	<b>8</b>
			FHA	3	0			
			FHA 203(k)	0	0			
			HomePath	0	0			
			Idaho Housing Agency	0	0			
			Lease Option	0	0			
			Nehemiah	0	0			
			RD	0	0			
			Rehab Loan	0	0			
			Select One	0	0			
			Seller Financing	2	0			
			Small Business Admin	0	0			
			Trade	0	0			
			Unknown	1	0			
			Vets Adm	0	0			
			<b>Total Sales</b>	<b>40</b>	<b>8</b>			

