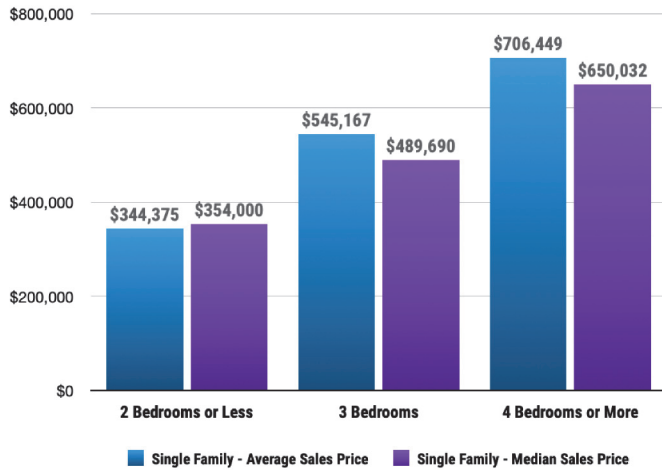
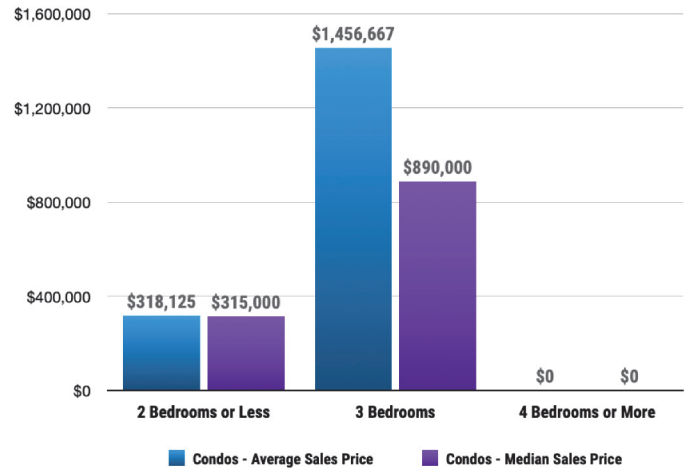




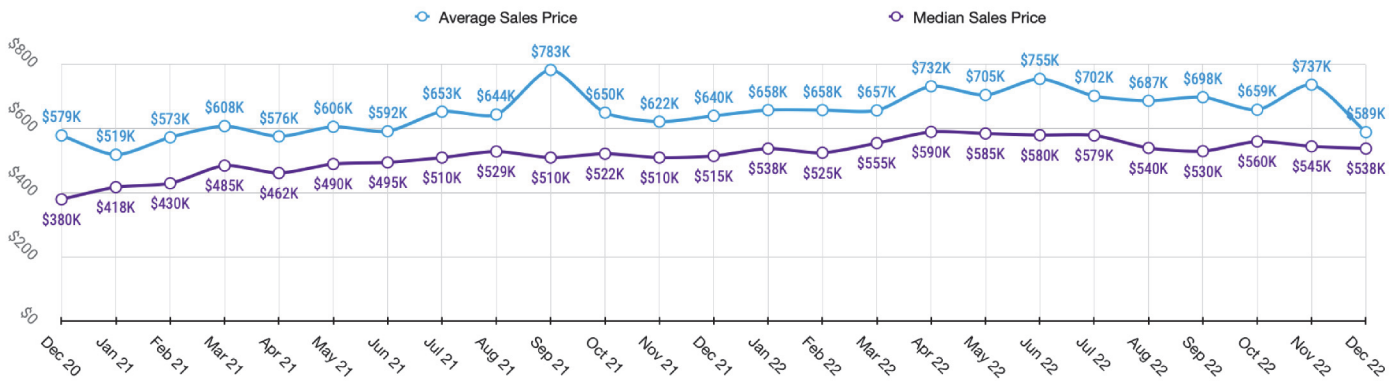
Sales Data • Single Family Unit Sales



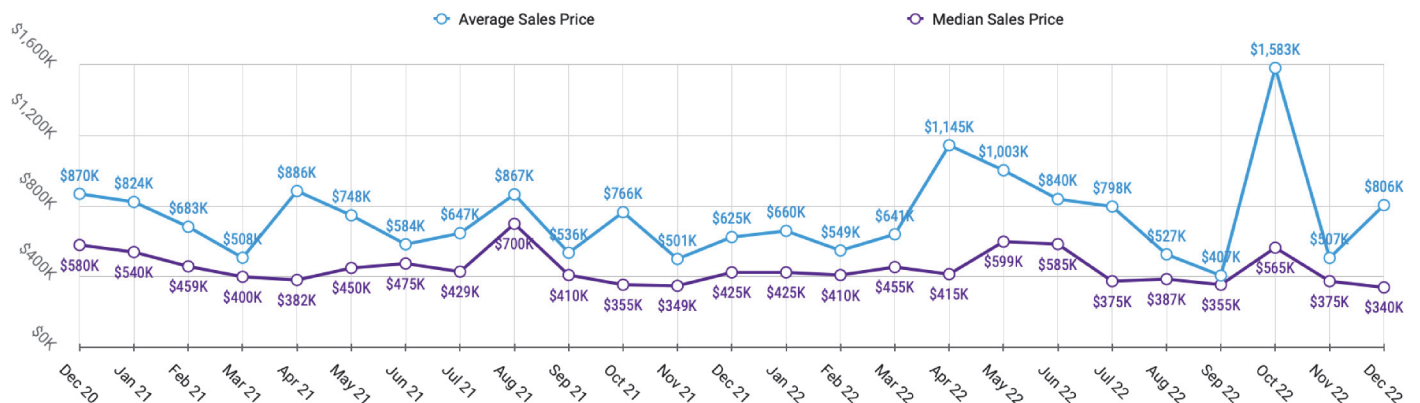
Sales Data • Condo Unit Sales



Historical Sales Data • Single Family Unit Sales

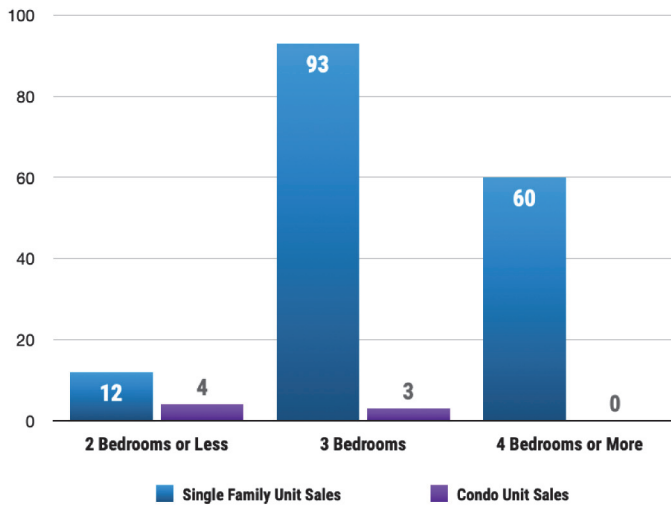


Historical Sales Data • Condo Unit Sales

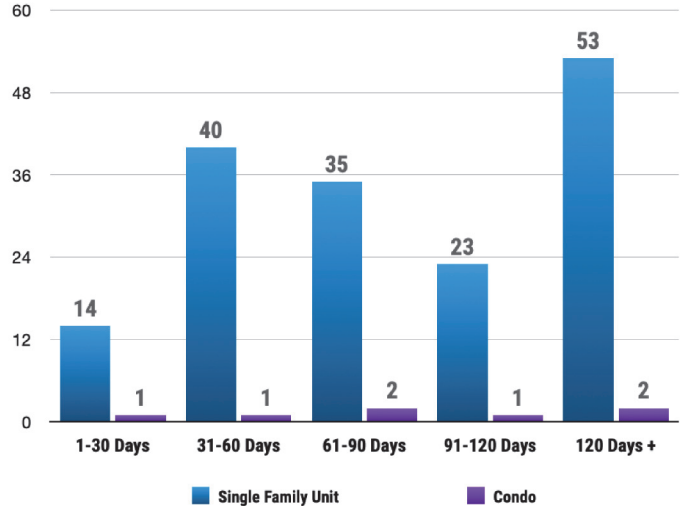


Information provided by the Coeur d'Alene Multiple Listing Service. Pioneer Title Company offers no guarantees, expressed or implied, with regard to this data. This market snapshot and/or the underlying data should not be used as a substitute for legal, real estate, or other professional advice.

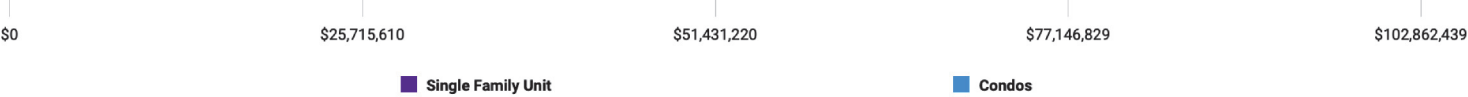
Unit Sales by Volume



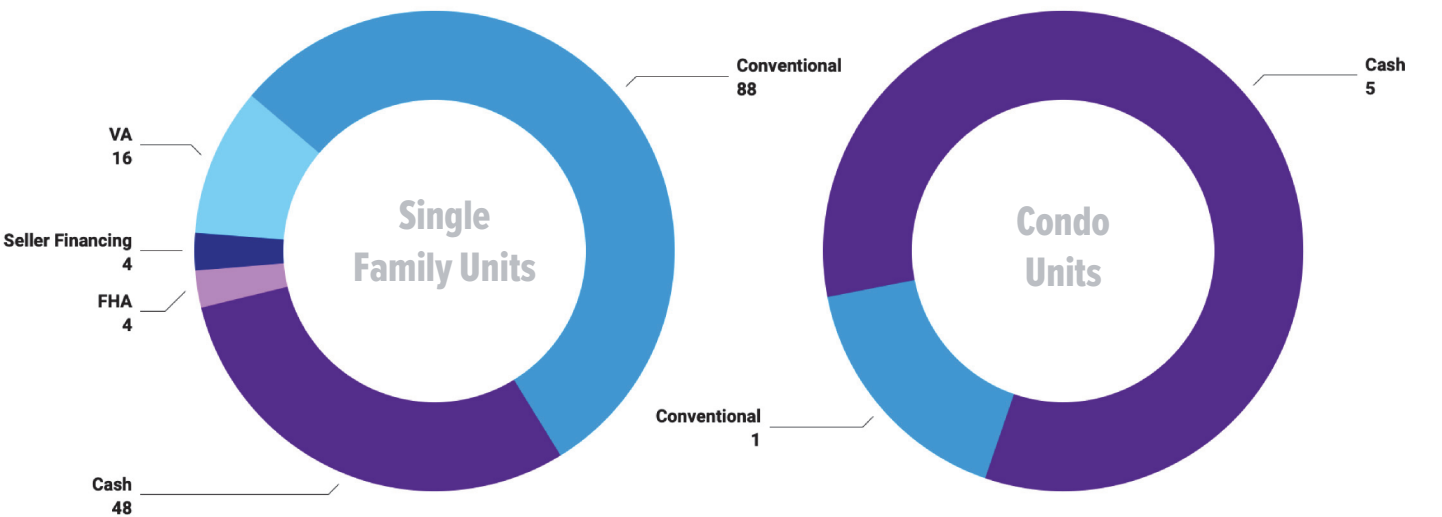
Unit Sales by Time on Market



Sales Volume



Unit Sales by Top Five Financing Types



Information provided by the Coeur d'Alene Multiple Listing Service. Pioneer Title Company offers no guarantees, expressed or implied, with regard to this data. This market snapshot and/or the underlying data should not be used as a substitute for legal, real estate, or other professional advice.

Price Class	Single Family Unit Sales Number of Bedrooms				Condominium Unit Sales Number of Bedrooms				Active Listings		Sales Pending	
	2 or less	3	4 or more	Total	2 or less	3	4 or more	Total	Single Family	Condos	Single Family	Condos
\$0-\$99,999.99	3	2		5				0	15		1	
\$100,000-\$149,999.99	1	2		3				0	12		2	
\$150,000-\$199,999.99		1		1				0	11		1	1
\$200,000-\$249,999.99				0				0	5		1	
\$250,000-\$299,999.99	1		1	2	1			1	6	3	1	
\$300,000-\$349,999.99		6		6	3	1		4	1	3	4	3
\$350,000-\$399,999.99	3	7	2	12				0	37	5	19	1
\$400,000-\$449,999.99		18	4	22				0	42	2	32	
\$450,000-\$499,999.99	1	11	5	17				0	54		9	1
\$500,000-\$549,999.99	1	10	8	19				0	35	1	22	1
\$550,000-\$599,999.99	1	12	5	18				0	45	3	25	1
\$600,000-\$649,999.99		7	4	11				0	35		7	
\$650,000-\$699,999.99		4	11	15				0	37		17	
\$700,000-\$749,999.99		5	5	10				0	34	2	3	
\$750,000-\$799,999.99		2	1	3				0	26	2	5	
\$800,000-\$849,999.99	1	1	2	4				0	19		7	1
\$850,000-\$899,999.99				0		1		1	27	2	10	
\$900,000-\$949,999.99		1	2	3				0	13	1	3	
\$950,000-\$999,999.99				0				0	17	1	3	
\$1,000,000-\$1,099,999.99		1		1				0	11	2	8	
\$1,100,000-\$1,199,999.99			4	4				0	15		12	
\$1,200,000-\$1,299,999.99			3	3				0	11	2	7	
\$1,300,000-\$1,399,999.99			2	2				0	5		2	
\$1,400,000-\$1,499,999.99			1	1				0	6		2	1
\$1,500,000-\$1,599,999.99				0				0	7		1	
\$1,600,000-\$1,699,999.99		1		1				0	9	2	2	
\$1,700,000-\$1,799,999.99				0				0	5		3	
\$1,800,000-\$1,899,999.99		1		1				0	2	1		
\$1,900,000-\$1,999,999.99				0				0	2	1		
\$2,000,000-\$2,249,999.99		1		1				0	3	1		
\$2,250,000-\$2,499,999.99				0				0	4	2		
\$2,500,000-\$2,749,999.99				0				0	7		2	
\$2,750,000-\$2,999,999.99				0				0	9		2	
\$3,000,000-\$3,249,999.99				0		1		1	3			1
\$3,250,000-\$3,499,999.99				0				0	2			
\$3,500,000-\$3,749,999.99				0				0				
\$3,750,000-\$3,999,999.99				0				0	6			
\$4,000,000-\$4,249,999.99				0				0	1			
\$4,250,000-\$4,499,999.99				0				0	1			
\$4,500,000-\$4,749,999.99				0				0				
\$4,750,000-\$4,999,999.99				0				0	6			
\$5,000,000 and over				0				0	8	1		
Totals	12	93	60	165	4	3	0	7	594	37	213	11
Average	344,375	545,167	706,449	589,212	318,125	1,456,667	0	806,071	972,806	1,039,527	722,285	767,082
Median	354,000	489,690	650,032	538,000	315,000	890,000	0	340,000	649,000	749,000	664,900	535,000



Property Type		Volume	Median Sold Price	Unit Sales by Financing Type			Unit Sales by Time on Market		
				-Res-	-Cnd-		-Res-	-Cond-	
Residential	97,219,939	538,000				1-30 Days	14	1	
Condo	5,642,500	340,000	Conventional Loan	88	1	31-60 Days	40	1	
All	102,862,439	535,587	1031 Exchange	3	1	61-90 Days	35	2	
			Adjustable Rate MTGE	0	0	91-120 Days	23	1	
			Auction	0	0	More Than 120 Days	53	2	
			Cash	48	5	Total Sales	165	7	
			Farm Home	0	0				
			FHA	4	0				
			FHA 203(k)	0	0				
			HomePath	0	0				
			Idaho Housing Agency	0	0				
			Lease Option	0	0				
			Nehemiah	0	0				
			RD	1	0				
			Rehab Loan	0	0				
			Select One	0	0				
			Seller Financing	4	0				
			Small Business Admin	0	0				
			Trade	0	0				
			Unknown	1	0				
			Vets Adm	16	0				
			Total Sales	165	7				

