



**PioneerTitleCo.**  
*GOING BEYOND*

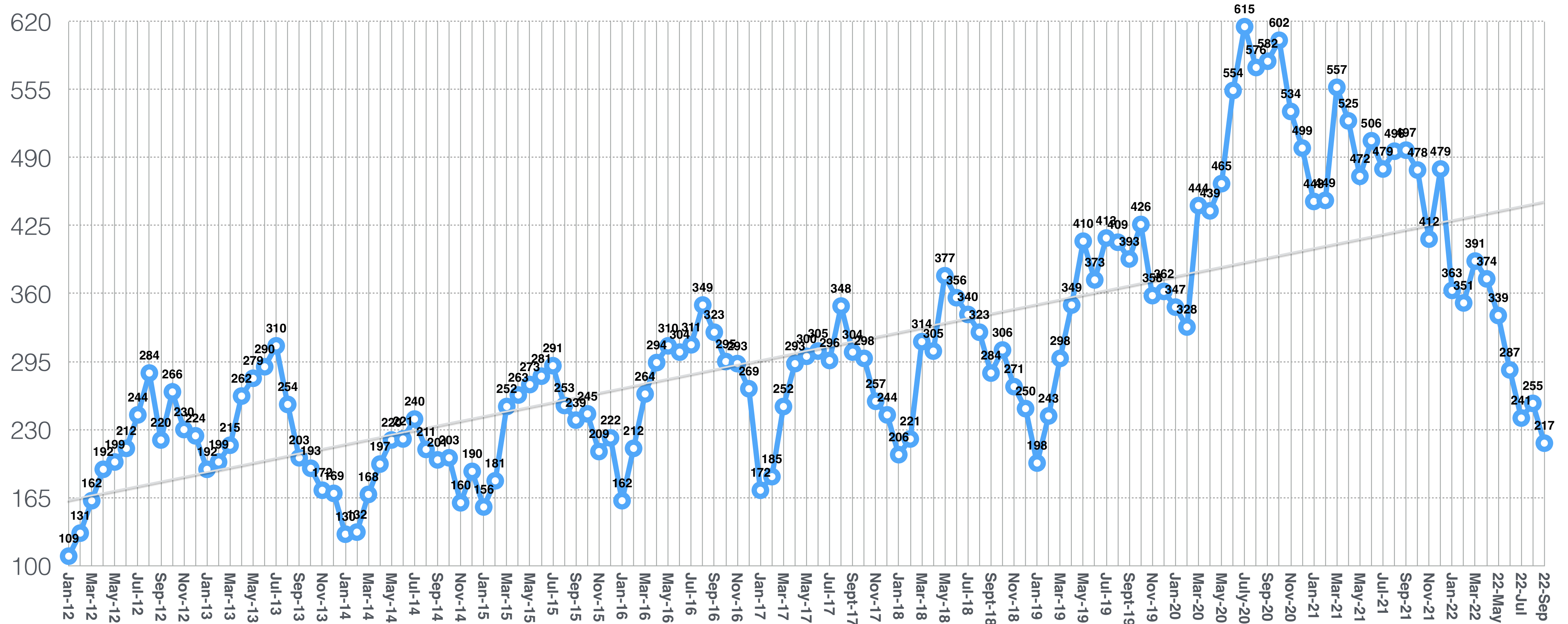


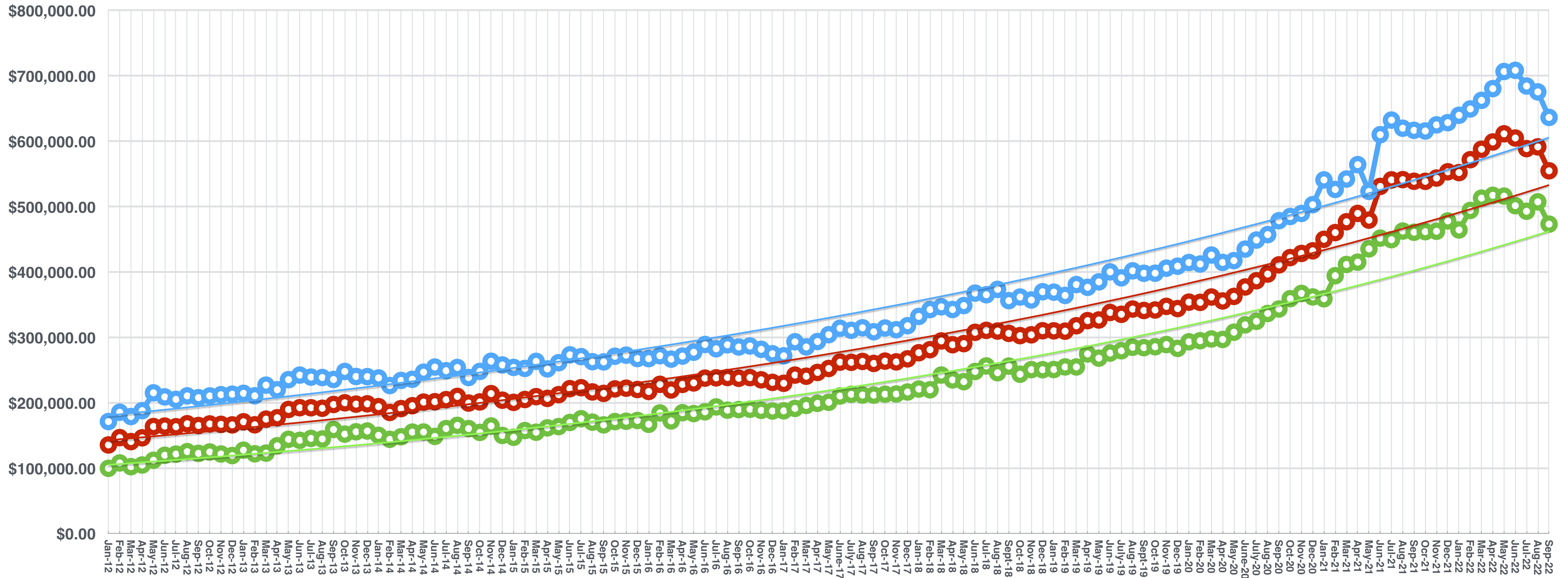
## **The PTC Index • October 2022**

The PTC Index is a monthly measurement of the vibrancy of the Treasure Valley real estate market. Based on a custom weighted algorithm, it combines eight critical measurements of the real estate market into a single, useful number: the PTC Index.



	<b>Ada</b>	<b>Canyon</b>	<b>Blended</b>
<b>Building Permits</b>	<b>65</b>	<b>23</b>	<b>207</b>
<b>New Home Sales</b>	<b>201</b>	<b>125</b>	<b>326</b>
<b>Existing Home Sales</b>	<b>499</b>	<b>218</b>	<b>717</b>
<b>Refis</b>	<b>290</b>	<b>182</b>	<b>472</b>
<b>Avg. Sales Price</b>	<b>\$636,404</b>	<b>\$473,158</b>	<b>\$554,781</b>
<b>Days on Market</b>	<b>29</b>	<b>44</b>	<b>37</b>
<b>Financial Bond</b>	<b>3.52</b>	<b>3.52</b>	<b>3.52</b>
<b>Notices of Default</b>	<b>14</b>	<b>5</b>	<b>19</b>

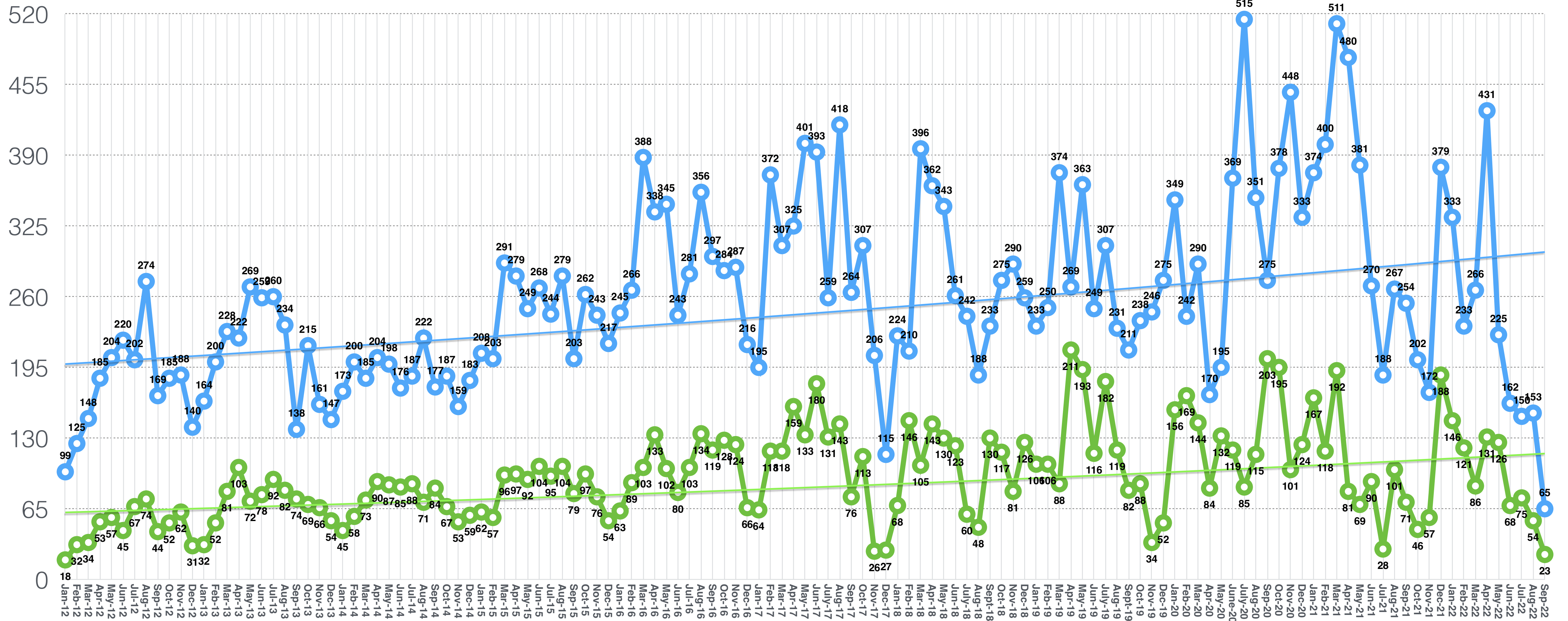




Ada

Canyon

Ada/Canyon Blended Average



Ada

Canyon

